



# 125 SUPERYACHT CLASS

## SERIES 1018

### GENERAL SPECIFICATIONS

LENGTH OVERALL:	124'8"
HULL BREADTH:	25'6"
HULL DEPTH:	6'0"
MOLDED DRAFT:	3'1"
CLEAR DRAFT:	4'9"
DISPLACEMENT:	124 LONG TONS
ENGINES:	454 HP @ 2,100 RPM CATERPILLAR C12
GENERATOR (1):	99.0 kW (4.4 LITER) CATERPILLAR C4.4
GENERATOR (2):	99.0 kW (4.4 LITER) CATERPILLAR C4.4
BOW THRUSTER:	60 HP WESMAR HYDRAULIC
CAPACITY:	149 PASSENGERS

### Signature Amenities

- 20 Additional Dining Seats
- 150 Total Dining Seats on One Deck - Including Bar!
- Largest Dining Salon in 150 Passenger Class Vessel
- Reverse Direction Curved Stair & Open Design
- Two (2) Outdoor Wing Stations
- Taller Ceilings = Taller Windows
- Stretched Cabin Fore to Aft Additional 20'
- Outdoor Seating Area for 12 - Aft Cockpit
- Glass Railing Package on All Aft Deck Areas
- Wheelhouse Skybooth with TV Table
- Wedding Party Booth Package
- Convertible Bridal Suite - Meeting Space
- Admiral's Room Island Bar
- Unisex Head Layout - Up To 4 Heads
- Engineered 24 Step Paint Coating System - Devoo
- Non-Skid Deck Surface - Fore, Aft and Bridge

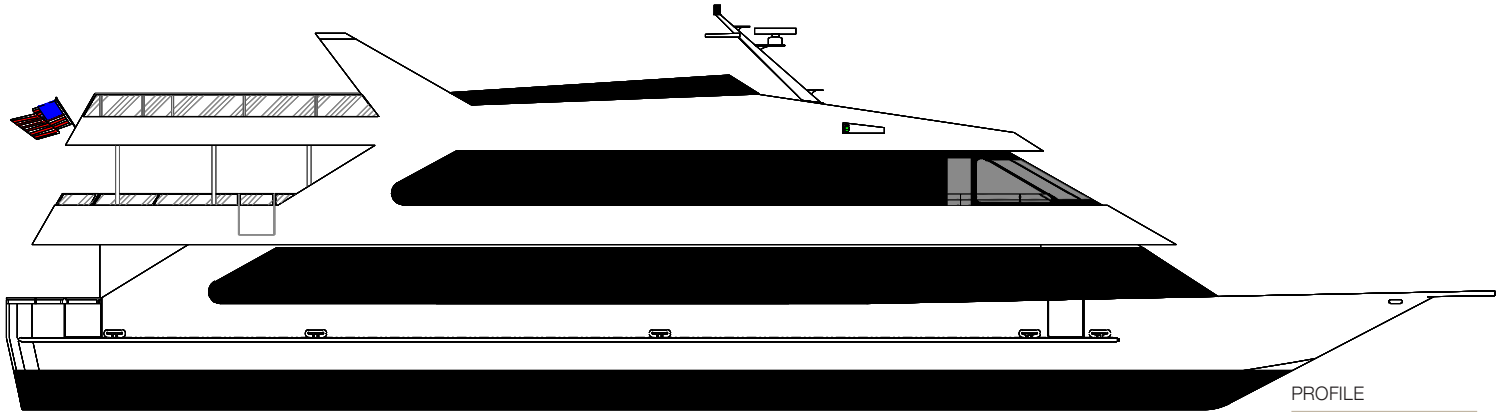
### SkipperLiner Exclusives

- Nationwide SkipperLiner Service Support
- Online Business Management Resource Center
- Yearly Operator's Conference & Show
- Vessel Remarketing Services
- Complete Indoor Manufacturing Process

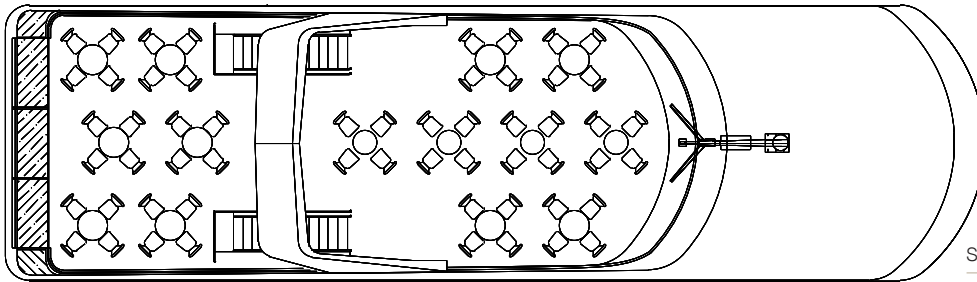


**125 SUPERYACHT CLASS**  
SERIES 1018

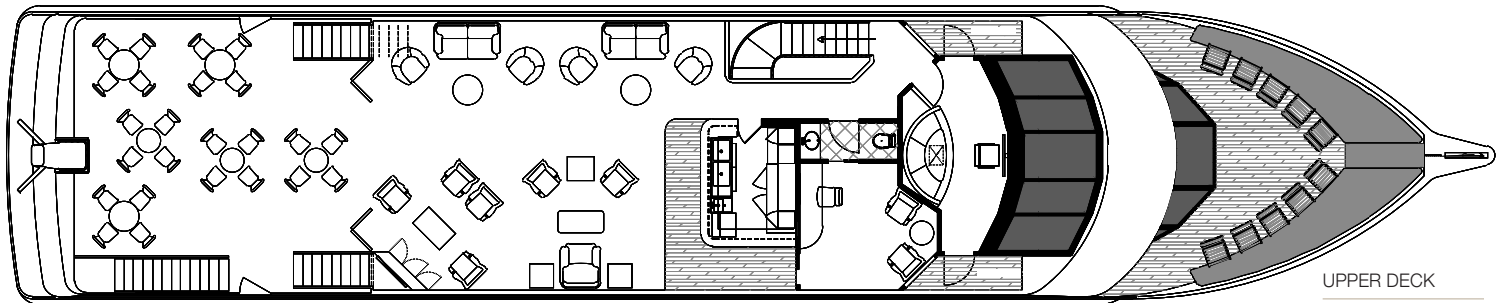
SKIPPERLINER INDUSTRIES, INC. RESERVES THE RIGHT TO MODIFY OR CHANGE, WITHOUT NOTICE, ANY MATERIALS, SPECIFICATIONS, EQUIPMENT AND/OR ACCESSORIES. ALL MEASUREMENTS ARE APPROXIMATE. ALL SPECIFICATIONS, DESCRIPTIONS AND SPECIAL REQUESTS ARE SUBJECT TO CHANGE WITHOUT NOTICE.



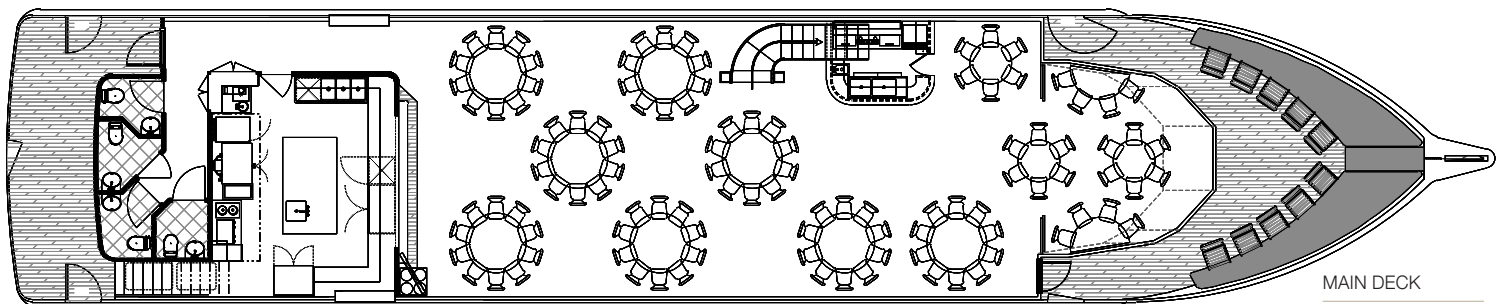
PROFILE



SUN DECK



UPPER DECK



MAIN DECK

